



DISCOVER THE ZEN EXPERIENCE

Z E N W I N D O W S™

# WHAT TO EXPECT WITH THE ZEN WINDOWS EXPERIENCE



Call us at **503-822-0843** or visit  
**WWW.ZENWINDOWSPDX.COM**  
to request a quote



Provide us with some basic information on  
your window project.



We will consult with you in person or  
virtually to tailor a solution that best suits  
your needs and preferred style



We then pull together all your choices  
into a proposal with our pricing promise



After signing the final proposal , we will  
schedule a time for our Installation Manager  
to come out and measure your windows.



Your windows will be installed by expert  
craftsmen.



You don't pay until your windows have been  
installed and you are 100% happy.



Your new windows are now covered by our  
Fully Transferable Double Lifetime  
Warranty!

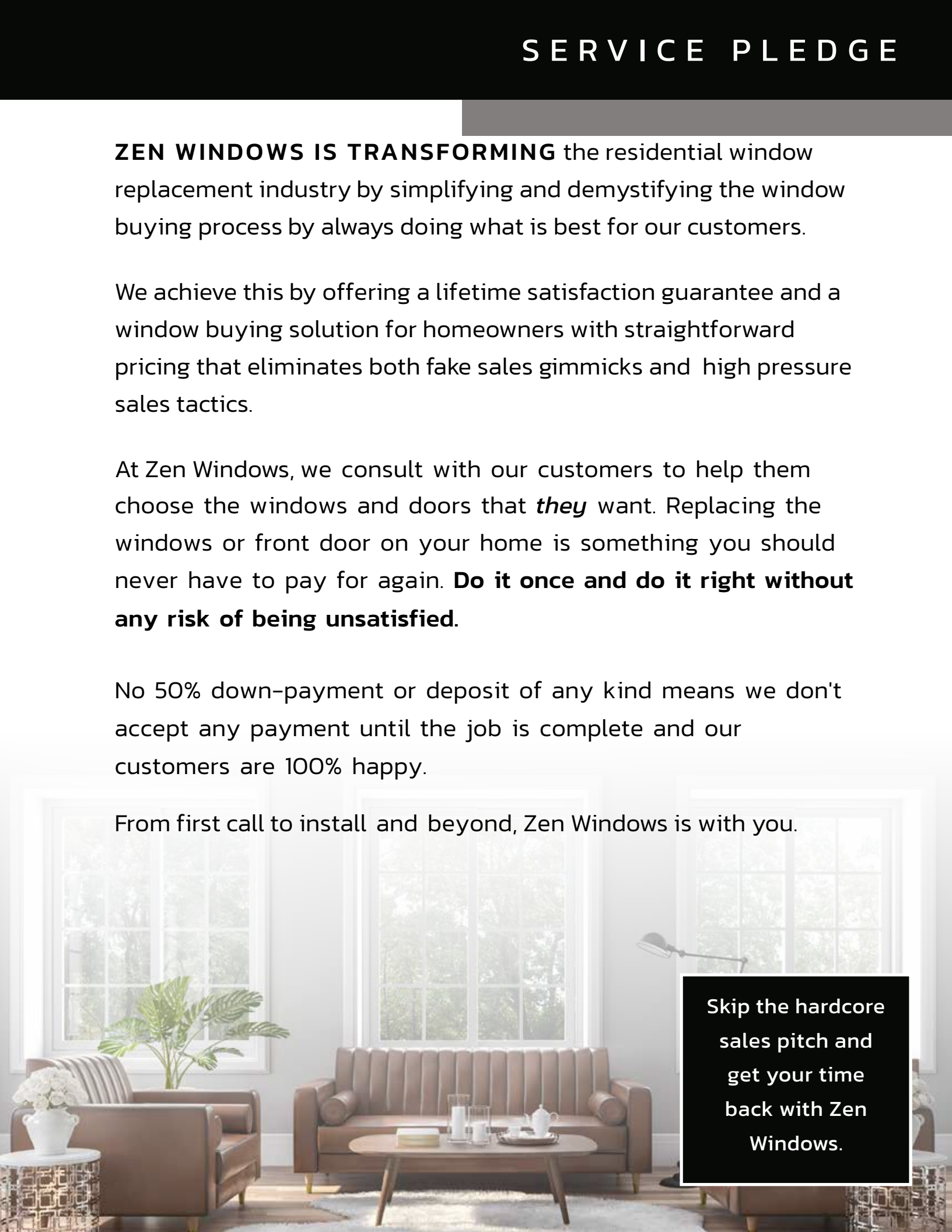
**ZEN WINDOWS IS TRANSFORMING** the residential window replacement industry by simplifying and demystifying the window buying process by always doing what is best for our customers.

We achieve this by offering a lifetime satisfaction guarantee and a window buying solution for homeowners with straightforward pricing that eliminates both fake sales gimmicks and high pressure sales tactics.

At Zen Windows, we consult with our customers to help them choose the windows and doors that *they* want. Replacing the windows or front door on your home is something you should never have to pay for again. **Do it once and do it right without any risk of being unsatisfied.**

No 50% down-payment or deposit of any kind means we don't accept any payment until the job is complete and our customers are 100% happy.

From first call to install and beyond, Zen Windows is with you.



Skip the hardcore sales pitch and get your time back with Zen Windows.



# WHY CHOOSE ZEN WINDOWS?

**NO FAKE DISCOUNTS**  
or Sales Gimmicks

**HASSLE-FREE** Quotes

**NO PUSHY  
SALESPERSON**  
in Your Home

**NO MONEY DOWN**  
Guarantee

**SIMPLE AND  
ACCURATE**  
Quotes


**TRANSFERABLE  
DOUBLE LIFETIME  
WARRANTY**  
Included

**NO SALES  
PRESSURE... EVER!**



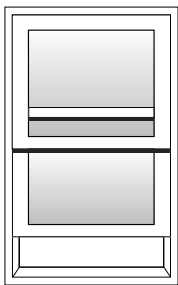
# CHOOSE YOUR WINDOW STYLE

Zen Windows offers an extensive line of products with windows in every style and size you can imagine! From traditional double hungs to room expanding options like the bow and bay models, we have a window solution for you. Choose the window operating style below that will give your home the fresh new look you desire.



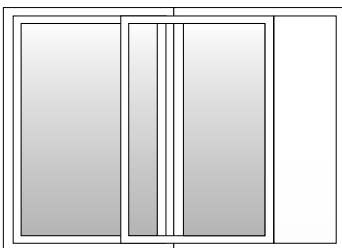
## SINGLE HUNG

Single hung windows are a beautiful, practical style that incorporates two sashes, one fixed and one that slides up and down.



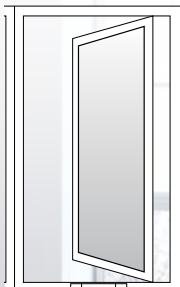
## DOUBLE HUNG

The most popular style on the market, double hung windows feature two operating sashes and provide both beauty and performance.



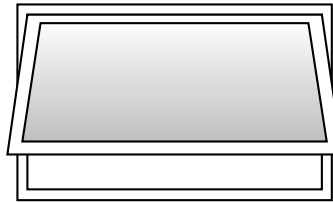
## SLIDER

Sliding windows are similar to double hungs, but they operate horizontally to provide a wider, more unobstructed view.



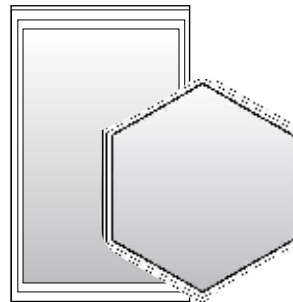
## CASEMENT

Casement windows, which open out to the side, are one of the most thermally efficient window styles offered.



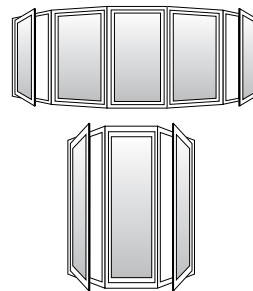
## AWNING

An awning window has a hinge on top and opens outward, allowing air to flow up and into your house while keeping out any rain that might fall.



## PICTURE/SHAPE

Picture windows come in all shapes and sizes. They are fixed windows and are not designed to open and close.



## BOW/BAY

The three-dimensional effects of a bow or bay window will add space, light and viewing area to any home.

We consult  
with you to  
find the right  
style for you  
and your  
home.

# PROVIA® AERIS™ LINE

## INTEGRATED WOOD-CLAD WINDOWS



- 1. PRE-FINISHED WOOD INTERIOR SASH AND FRAME**  
Real solid hardwood interiors in oak, cherry, or maple either stained or painted to your palette choice. Including custom matching!
- 2. Maintenance Free SunShield® 3 1/4" WELDED FRAME AND SASH CONSTRUCTION** offers superior insulation and enduring energy efficiency.
- 3. 1" COMFORTECH™ DLE-HC INSULATED GLASS UNIT** tested to meet strict energy efficiency standards.
- 4. GRAPHITE POLYSTYRENE FOAM INSULATION** used in certain extrusion cavities for even greater performance.
- 5. BARRIER-FIN AND BULB SEAL WEATHERSTRIPPING** prevents water from penetrating the foam cell structure.
- 6. EXTRUDED ALUMINUM HALF SCREEN WITH BETTERVUE™ FIBERGLASS MESH** provides an enhanced view, increased insect protection, and improved air flow.

### WDMA HALLMARK CERTIFICATION

<b>AIR:</b>	ASTM E 283 <b>0.15 cfm/ft² @ 25 mph</b>
<b>WATER:</b>	ASTM E 547 <b>9.19 psf</b>
<b>STRUCTURAL:</b>	AAMA/WDMA/CSA 101/I.S.2/A440-8 and 11 <b>R-DP55 155 mph</b>



**THE BEAUTY OF REAL WOOD INTERIORS** is enhanced with an assortment of rich stain colors or popular paint choices.



**MASTERFIT™ TRIM SYSTEM** is the perfect finishing touch. Factory finished, precision cut to fit and painted or stained prior to installation. *\*Optional Upgrade.*



**HARDWARE OPTIONS** available in standard paint or metallic finishes. Available for double hung, slider, casement, or awning windows.



**BETTERVUE® FIBERGLASS MESH WINDOW SCREENS** come standard on all Aeris windows which are durable and flame retardant. Hydrophobic coating improves optical clarity, sheds water, and resists dirt and debris. The extruded aluminum frame is easily removable for cleaning and maintenance.



# PROVIA® AERIS™ GLASS AND PRODUCT OPTIONS

**COMFORTECH™ WARM EDGE GLAZING SYSTEM** featuring Super Spacer® comes standard on all Aeris windows. ComforTech System products have passed strict testing and the seals are certified for durability and leak prevention. There are no conductive metals which improves thermal efficiency. Moisture is kept out while the gas between the panes of glass is kept in with a mylar 10-layer vapor barrier.



**COMFORTECH™ DLE-HC** Elevation series dual pane glass achieves at minimum a .26 U-Factor rating which exceeds Energy Star 6.0. Fantastic performance for the maritime climate of the Willamette Valley and can be upgraded to ComforTech™ TLE for triple pane options.



**Zen Windows** also offers countless ways to customize your Aeris windows to create the best fit for your home. From double- or triple-glass configurations, we have you covered so that you can select the best glass option for your home.

**SIMULATED DIVIDED LITES (SDLS)** maintain the historic beauty of your home, and achieve the look of true colonial-style windows, with grids applied to both the interior and exterior.



**UPGRADE YOUR SCREEN OPTIONS** to **SeeVue® Stainless Screen Mesh** (ideal for pet owners) or **FlexScreen®**



## OTHER GLASS OPTIONS

ProVia Aeris windows are also available in a variety of glass options beyond just clear glass. Choose from art glass, decorative glass, tinted glass, window grids or internal blinds to really enhance the appearance of your home.




## EXTERIOR COLORS



## INTERIOR STAIN COLORS



## INTERIOR/EXTERIOR PAINT COLORS



## HARDWARE FINISHES

### DOUBLE HUNG AND SLIDER



### CASEMENT AND AWNING



# PROVIA® ENDURE™ LINE

Performance and Style – Built to Endure



- 1. Window frames made with SUNSHIELD®** deliver the best in energy efficiency and comfort with unparalleled quality and color customization options. SUNSHIELD® is a proprietary high-performance vinyl compound developed by the material scientists at Deceuninck. Uniquely formulated and laboratory proven to perform better than alternative building materials.
- 2. STANDARD 3 1/4" FRAME DEPTH**
- 3. 3/4" COMFORTECH™ DLE-HC INSULATED GLASS UNIT** tested to meet strict energy efficiency standards.
- 4. FINELINE™ TECHNOLOGY WELDING PROCESS** to create a welded corner that is aesthetically more appealing than traditional welded corner techniques. *Optional upgrade.*
- 5. GRAPHITE POLYSTYRENE FOAM INSULATION** that gives maximum efficiency and sustainability by using a graphite polystyrene rigid foam as insulation.
- 6. EXTRUDED ALUMINUM HALF SCREEN WITH BETTERVUE™ FIBERGLASS MESH** provides an enhanced view, increased insect protection, and improved air flow.
- 7. INNERGY® THERMAL REINFORCEMENTS** is the innovative, energy-efficient alternative to aluminum which improves insulation making it 700 times better.

## WDMA HALLMARK CERTIFICATION

<b>AIR:</b>	ASTM E 283 <b>0.05 cfm/ft² @ 25 mph</b>
<b>WATER:</b>	ASTM E 547 <b>7.52 psf</b>
<b>STRUCTURAL:</b>	AAMA/WDMA/CSA 101/I.S.2/A440-8 and 11 <b>R-DP50 134 mph</b>




**SUNSHIELD®** is uniquely formulated to withstand the harsh effects of weather, UV light, and Southern exposure. Industry partnerships and ongoing research ensures that this material exceeds industry standards, outperforms competition and offers best-in-class technology.

**INNERGY® THERMAL REINFORCEMENTS** is the innovative, energy-efficient alternative to aluminum with better thermal performance, protection against condensation, impact testing, and flexibility.

**BETTERVUE® SCREEN MESH** comes standard providing durability, increased visibility, insect protection, and improved air flow. It also features Phifer's® Water Shed Technology™ which preserves optical clarity by shedding water and resisting dirt and grime. Upgraded options include SeeVue® Stainless Steel Screen Mesh, Aluminum, and Heavy Duty Fiberglass Screen Mesh. Flexscreen options are also available on BetterVue® and Heavy Duty Fiberglass Mesh.

**MASTERFIT™ TRIM SYSTEM** adds the finishing touch to the interior of your windows with assembled frame extensions that interlock with mortise and tenon casing. The MasterFit™ trim system guarantees a precise, custom fit, long-lasting factory finish every time. *Optional upgrade.*

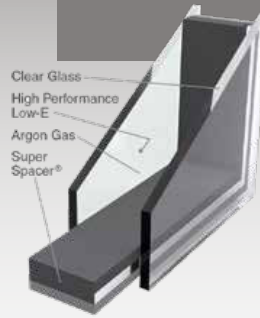




# PROVIA® ENDURE™ GLASS AND PRODUCT OPTIONS

## COMFORTECH™ WARM EDGE GLAZING SYSTEM

featuring Super Spacer® comes standard on all Endure windows. ComforTech System products have passed strict testing and the seals are certified for durability and leak prevention. There are no conductive metals which improves thermal efficiency. Moisture is kept out while the gas between the panes of glass is kept in with a mylar 10-layer vapor barrier.



COMFORTECH™ DLE-HC Elevation series dual pane glass achieves at minimum a .26 U-Factor rating which exceeds Energy Star 6.0. Fantastic performance for the maritime climate of the Willamette Valley and can be upgraded to ComforTech™ TLE for triple pane options.

Zen Windows also offers countless ways to customize your Endure windows to create the best fit for your home. From double- or triple-glass configurations, we have you covered so that you can select the best glass option for your home.

## PRIVACY GLASS

Looking for added privacy options? Choose from five available options if you still want natural sunlight to filter in, but are looking for a higher level of privacy. Please note that actual privacy levels will vary depending on distance and the differentiation from the light inside to the light outside. To increase privacy even more, two panes of privacy glass are recommended.



## TINT OPTIONS

Help reduce UV transmittance, solar heat, and prevent glare by adding tint to your windows. Tinted glass options can create a whole new look to your room as well as provide benefits to your interior space. Be sure to consider the options before deciding on which one is right for you.

## INTERNAL AND EXTERNAL GRIDS

The style of grids chosen can make a big impact on the appearance of your house. They can especially make an impact when used on the front of the house or on accent windows.

External Grids are applied to the glass on both the interior and exterior of the window and can be painted to match the exterior of your windows. Internal Grids are placed in between the panes of glass and require little to no maintenance.

**SIMULATED DIVIDED LITES (SDLS)** maintain the historic beauty of your home, and achieve the look of true colonial-style windows, with grids applied to both the interior and exterior panes.



## WINDOW COLORS



## EXTERIOR PAINT OPTIONS

OPTIONAL UPGRADE



## HARDWARE

*Windows*

Double Hung and Slider



Profile™ SA Lock  
May upgrade to Profile™ DA locks for Double Hung Windows

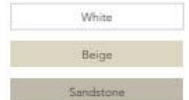
Casement and Awning



Lock Out Crank Handle (Optional)

The lock-out feature prevents the handle from closing prematurely while operating the window. The handle can be easily put in the closed position by engaging the lever on the back.

Standard Finishes



Optional Finishes





## *Endure Windows & Patio Doors in* **ALL BLACK**

ProVia is excited to announce all black windows and patio doors as part of our Endure™ product line. The interior, exterior and jamb pockets are painted black. All black Endure windows and patio doors have a slightly textured Matte Coal Black paint.



Endure™ Sliding Patio Door In Coal Black With Internal Blinds






# DECORATIVE GLASS WINDOWS

## *Create a focal point*

Installing new windows offers homeowners the opportunity to express their creativity with design enhancements that add curb appeal while also increasing privacy. ProVia's Decorative glass windows combine attractive designs made from clear beveled glass and coming with privacy glass panels that draw attention to your home.

Highly skilled craftsmen assemble hand-beveled glass accented with a variety of unique glass options by cutting, mitering and soldering each component into artistically designed patterns. That personal touch provides the purposeful visual character of small imperfections—textural waves, striations, random air bubbles and other natural effects—that make each piece of decorative glass unique. Homeowners can further customize their Decorative glass windows with a coming color choice that complements their home's style.





# PROVIA® ASPECT™ LINE

Setting a New Quality Standard – Windows Built to Last a Lifetime



- 1. White, Beige, or Sandstone colored frames made with SUNSHIELD®** deliver the best in energy efficiency and comfort with unparalleled quality. **SUNSHIELD®** is a proprietary high-performance vinyl compound developed by the material scientists at Deceuninck. Uniquely formulated and laboratory proven to perform better than alternative building materials.
- 2. STANDARD 3 1/4" FRAME DEPTH**
- 3. 3/4" COMFORTECH™ DLE-HC INSULATED GLASS UNIT** tested to meet strict energy efficiency standards.
- 4. FINELINE™ TECHNOLOGY WELDING PROCESS** to create a welded corner that is aesthetically more appealing than traditional welded corner techniques. *Optional upgrade.*
- 5. GRAPHITE POLYSTYRENE FOAM INSULATION** that gives maximum efficiency and sustainability by using a graphite polystyrene rigid foam as insulation.
- 6. EXTRUDED ALUMINUM HALF SCREEN WITH BETTERVUE™ FIBERGLASS MESH** provides an enhanced view, increased insect protection, and improved air flow.
- 7. INNERGY® THERMAL REINFORCEMENTS** is the innovative, energy-efficient alternative to aluminum which improves insulation making it 700

## WDMA HALLMARK CERTIFICATION

<b>AIR:</b>	ASTM E 283 <b>0.05 cfm/ft² @ 25 mph</b>
<b>WATER:</b>	ASTM E 547 <b>7.52 psf</b>
<b>STRUCTURAL:</b>	AAMA/WDMA/CSA 101/I.S.2/A440-8 and 11 <b>R-DP50 134 mph</b>




**SUNSHIELD®** is uniquely formulated to withstand the harsh effects of weather, UV light, and Southern exposure. Industry partnerships and ongoing research ensures that this material exceeds industry standards, outperforms competition and offers best-in-class technology.

**INNERGY® THERMAL REINFORCEMENTS** is the innovative, energy-efficient alternative to aluminum with better thermal performance, protection against condensation, impact testing, and flexibility.

**BETTERVUE® SCREEN MESH** comes standard providing durability, increased visibility, insect protection, and improved air flow. It also features Phifer's® Water Shed Technology™ which preserves optical clarity by shedding water and resisting dirt and grime. Upgraded options include SeeVue® Stainless Steel Screen Mesh, Aluminum, and Heavy Duty Fiberglass Screen Mesh. Flexscreen options are also available on BetterVue® and Heavy Duty Fiberglass Mesh.

**MASTERFIT™ TRIM SYSTEM** adds the finishing touch to the interior of your windows with assembled frame extensions that interlock with mortise and tenon casing. The MasterFit™ trim system guarantees a precise, custom fit, long-lasting factory finish every time. *Optional upgrade.*



# PROVIA® ASPECT™ GLASS AND PRODUCT OPTIONS

## COMFORTECH™ WARM EDGE GLAZING SYSTEM

featuring Super Spacer® comes standard on all Endure windows. ComforTech System products have passed strict testing and the seals are certified for durability and leak prevention. There are no conductive metals which improves thermal efficiency. Moisture is kept out while the gas between the panes of glass is kept in with a mylar 10-layer vapor barrier.




**COMFORTECH™ DLE-HC** Elevation series dual pane glass achieves at minimum a .26 U-Factor rating which exceeds Energy Star 6.0. Fantastic performance for the maritime climate of the Willamette Valley and can be upgraded to ComforTech™ TLE for triple pane options.

Zen Windows also offers countless ways to customize your Endure windows to create the best fit for your home. From double- or triple-glass configurations, we have you covered so that you can select the best glass option for your home.

## PRIVACY GLASS

Looking for added privacy options? Choose from five available options if you still want natural sunlight to filter in, but are looking for a higher level of privacy. Please note that actual privacy levels will vary depending on distance and the differentiation from the light inside to the light outside. To increase privacy even more, two panes of privacy glass are recommended.



## TINT OPTIONS

Help reduce UV transmittance, solar heat, and prevent glare by adding tint to your windows. Tinted glass options can create a whole new look to your room as well as provide benefits to your interior space. Be sure to consider the options before deciding on which one is right for you.

## INTERNAL AND EXTERNAL GRIDS

The style of grids chosen can make a big impact on the appearance of your house. They can especially make an impact when used on the front of the house or on accent windows.

External Grids are applied to the glass on both the interior and exterior of the window and can be painted to match the exterior of your windows. Internal Grids are placed in between the panes of glass and require little to no maintenance.

**SIMULATED DIVIDED LITES (SDLS)** maintain the historic beauty of your home, and achieve the look of true colonial-style windows, with grids applied to both the interior and exterior panes.



## WINDOW COLORS



## HARDWARE

### Windows

Double Hung and Slider



Profile™ SA Lock  
May upgrade to Profile™ DA Lock  
for Double Hung Windows


Casement and Awning



Lock Out Crank Handle (Optional)

The lock-out feature prevents the handle from closing prematurely while operating the window. The handle can be easily put in the closed position by engaging the lever on the back.

Standard Finishes



Optional Finishes



Optional Upgrade to Profile™ Dual Action Locks for Double Hung Windows.

# PROVIA® ECOLITE™ LINE

SIMPLIFIED OPTIONS WITH NO SACRIFICE IN QUALITY



- 1. WHITE SUNSHIELD®** maintenance free frames deliver the best in energy efficiency and comfort with unparalleled quality.
- 2. STANDARD 3 1/4" FRAME DEPTH**
- 3. 3/4" LOW-E INSULATED GLASS UNIT** featuring the Intercept Blackline IG Spacer System. The Blackline Spacer delivers superior flexibility without adding to the load on the sealant. An Intercept Blackline glazing system improves thermal performance for heat loss, warmer glass temperatures, and reduced interior condensation.
- 4. DUAL BARRIER-FIN WEATHERSTRIPPING** which prevents air from entering through the frame or sash of the window.
- 5. ROLL FORMED ALUMINUM SCREEN FRAME** complete with BetterVue® Fiberglass Mesh comes standard on all windows. These screens are durable and flame retardant. The hydrophobic coating helps to shed water, dirt, and grime while also improving optical clarity.

## WDMA HALLMARK CERTIFICATION

AIR:	ASTM E 283 <b>0.10 cfm/ft @25 mph</b>
WATER:	ASTM E 547 <b>5.43 psf</b>
STRUCTURAL:	AAMA/WDMA/CSA 101/I.S.2/A440-8 and 11 <b>R-DP40 118 mph</b>

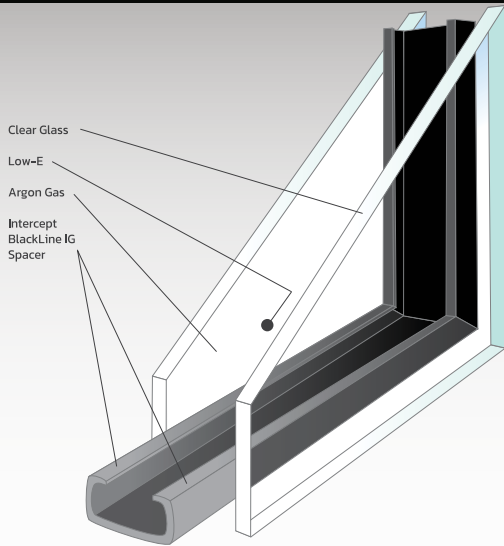


**SUPERIOR WEATHERABILITY** that withstands the effects of heat, UV light, and harsh weather conditions.



**MASTERFIT™ TRIM SYSTEM** adds the finishing touch to the interior of the window complete with assembled frame extensions that interlock with mortise and tenon casing. The MasterFit trim system guarantees a precise, custom-fit, long lasting finished product. *\*Optional Upgrade.*






**THE INTERCEPT® BLACKLINE GLAZING SYSTEM** improves thermal performance for less heat loss, warmer glass temperature, and reduced interior condensation. The Blackline spacer features a patented one-piece u-channel design offering superior flexibility without adding to the load on the sealant removing the potential for seal failure. The unique black coating creates a visibly pleasing sight line along the edge of the glass.

*Intercept Blackline™ Dual Glazed + Low-E/ Argon glass comes standard in 3/4" width for all ecoLite windows but can be upgraded.*

**INTERNAL GRIDS** The style of grids chosen can make a big impact on the appearance of your house. They can especially make an impact when used on the front of the house or on

accent windows. Internal Grids are placed in between the panes of glass and require little to no maintenance. Choose between these two style options: Contoured, Flat.



**CHOOSE THE RIGHT WINDOW STYLE** to fit your home. ProVia ecoLite windows are available in double hung, single hung, slider, single slider, picture, architectural shape, and hopper window styles.

## SIMPLIFIED OPTIONS WITH NO SACRIFICE IN QUALITY

ProVia's ecoLite windows series provides the right combination of sturdy construction and energy efficiency, making it the best vinyl window option on the market in the category of economy-class, affordable windows.

## PRIVACY GLASS

Looking for added privacy options? Choose from two available options if you still want natural sunlight to filter in, but are looking for a higher level of privacy. Please note that actual privacy levels will vary depending on distance and the differentiation from the light inside to the light outside. To increase privacy even more, two panes of privacy glass are recommended.



GLUECHIP

OBSCURE PEBBLE

## TINT OPTIONS

Help reduce UV transmittance, solar heat, and prevent glare by adding tint to your windows. Tinted glass options can create a whole new look to your room as well as provide benefits to your interior space. Be sure to consider the options before deciding on which one is right for you.



Clear Glass

Bronze

High visible light transmittance, warm glow to interior décors, complements brick and stone, ultraviolet light protection

Green

Subdues interior brightness, high visible light transmittance

Gray

Excellent glare control, exceptional protection against interior fabric and color fading, ultraviolet light protection

# THE ZEN WINDOW WARRANTY

## EXCEPTIONAL WINDOW WARRANTIES FOR THE ULTIMATE PEACE OF MIND

Your windows and doors play a tremendous role in the beauty and comfort of your home. That's why, when the time comes to replace them, you want to rest assured that your investment will last. At Zen Windows, we understand this mindset, which is why we offer solid warranty coverage for our customers.

### **MATERIAL AND LABOR WARRANTIES**

You get two warranties when you work with Zen Windows. One from the manufacturer and one from Zen Windows. This double coverage is crucial because it protects both the windows themselves AND the installation of the windows. Most companies only use the manufacturer's warranty as their warranty and they do not cover labor and service.

Providing two warranties surpasses industry standards. We want our customers to know that their investment is covered. With such thorough coverage, you can rest assured that once you pay to purchase and install your windows with Zen Windows, you won't need to invest any more money in your home's windows for years to come.

### **TRANSPARENT LIFETIME COVERAGE**

We are fully transparent about our warranties and everything they cover. You'll receive your easy-to-understand Limited Lifetime Warranty in writing once the installation process is complete. Your coverage includes service, labor, parts, and even window breakage for the life of your windows—no questions asked! You're not likely to find this level of coverage anywhere else.

### **FULLY TRANSFERABLE COVERAGE**

Even if you have no plans to relocate right now, you might end up moving in a few years. With our fully transferable window warranties, you can make sure the homebuyer enjoys continued coverage. You can even use this as a selling point when listing your home on the market.

### **WARRANTY SERVICE**

We take pride in fulfilling warranty claims ourselves rather than outsourcing the work to another company. Our technicians are on call to handle your service request. This allows us to respond promptly to any issues you have no matter how large or small.

**ZEN WINDOWS IS PROUD TO PROVIDE OUR CUSTOMERS WITH  
UNBEATABLE WARRANTIES FOR PRICELESS PEACE OF MIND.**



# PROVIA® ENDURE™ SLIDING GLASS DOORS

## VINYL SLIDING PATIO DOORS FROM ZEN




Zen Windows' best selling, vinyl sliding patio doors provide the best in energy efficiency and comfort all year through. With energy-efficient, high-tech glass, Endure patio doors offer improved thermal efficiency and increased sound abatement. Best of all, you won't have to choose between aesthetics and thermal performance.

Endure sliding glass patio doors are available in a variety of customizable options to enhance the appearance and add to the style of the door.

- 1. ALL CONFIGURATIONS AVAILABLE** in low maintenance, insulated, all vinyl construction.
- 2. CHOOSE FROM MULTIPLE DOOR CONFIGURATIONS** from 2-, 3-, and 4-panel sliding doors with or without sidelites and transoms.
- 3. A WIDE SELECTION** of interior woodgrain laminate finishes and exterior colors, including custom paint options.
- 4. BETTERVUE® FIBERGLASS MESH SCREEN** for improved view, airflow, and insect protection.
- 5. PATENTED WATER DRAINAGE SYSTEM** comes standard and ensures an efficient and durable base.
- 6. MULTI-POINT MORTISE LOCK HARDWARE** comes standard with the Schlage® C Keyway on all keyed locking handles allowing a single key entry for the entire house and available in a variety of finishes.

### WDMA HALLMARK CERTIFICATION

<b>AIR:</b>	AAMA/WDMA/CSA 101/I.S.2/A440-08 par. 5.3.2.2 & ASTM-E283-04 283 <b>0.04 cfm/ft²</b>
<b>WATER:</b>	AAMA/WDMA/CSA 101/I.S.2/A440-08 par. 5.3.3.2 & ASTM-E547-00 <b>9.00 psf</b>
<b>STRUCTURAL:</b>	AAMA/WDMA/CSA 101/I.S.2/A440-08 par. 5.3.4.3 & ASTM-E330-02 <b>R-DP55 148 mph</b>



**MULTI-CHAMBER PROFILES** and 4 9/16" frame depth offer greater thermal efficiency and increased sound abatement.



**HEAVY-DUTY ALUMINUM SCREEN FRAME** is top-hung and suspended by ball bearing rollers to reduce binding and create effortless operation.



**ACCUVENT™** is ProVia's proprietary design featuring a sash lever combined with a top mounted ratchet and lock system allowing for multiple venting locations.



**GRAPHITE POLYSTYRENE FOAM INSULATION** fills certain cavities of the patio door frame to reflect radiant heat energy, increases resistance to the flow of heat and increases the R-value as the temperature outside drops.

#### LOOKING FOR AN ECONOMICAL SLIDING GLASS DOOR SOLUTION?

Vinyl sliding glass patio doors are also available through the ProVia ecoLite™ brand. Attractive, maintenance-free ecoLite™ white sliding glass doors are a great choice for homeowners looking for the best economy-class patio screen door available. Be sure to ask your Zen Windows dealer for more details about this option.

#### LOOKING FOR A BEAUTIFUL WOOD FINISHED INTERIOR SLIDING GLASS DOOR SOLUTION?

Zen Windows also offers sliding glass patio doors through the ProVia Aeris™ brand. The Aeris™ patio door is truly a unique product, offering both vinyl and wood to suit your needs as well as maximum customization possibilities. Be sure to ask your Zen Windows dealer for more details about this option.



# ENDURE™ PATIO DOORS GLASS AND PRODUCT OPTIONS

## COMFORTECH™ WARM EDGE GLAZING SYSTEM

featuring Super Spacer® comes standard on all Endure sliding glass patio doors. The ComforTech System products have passed strict testing and the seals are certified for durability and leak prevention. There are no conductive metals which improves thermal efficiency. Moisture is kept out while the gas between the panes of glass is kept in with a mylar 10-layer vapor barrier.


**COMFORTECH™ DLA-UV** for dual glaze with Argon gas comes standard in 1" width for all Endure sliding glass patio doors but can be upgraded to ComforTech™ TLA or ComforTech™ TLA-UV for triple pane options.



Zen Windows also offers countless ways to customize your Endure patio doors to create the best fit for your home. From double- or triple-glass configurations, we have you covered so that you can select the best glass option for your home.

## PRIVACY GLASS

Looking Looking for added privacy options? Choose from five available options if you still want natural sunlight to filter in, but are looking for a higher level of privacy. Please note that actual privacy levels will vary depending on distance and the differentiation from the light inside to the light outside. To increase privacy even more, two panes of privacy glass are recommended.




## TINT OPTIONS

Help reduce UV transmittance, solar heat, and prevent glare by adding tint to your windows. Tinted glass options can create a whole new look to your room as well as provide benefits to your interior space. Be sure to consider the options before deciding on which one is right for you.



## INTERNAL GRIDS


The style of grids chosen can make a big impact on the appearance of your house. They can especially make an impact when used on the front of the house or on accent windows. Internal Grids are placed in between the panes of glass and require little to no maintenance. Choose between Cottage, Colonial, or Prairie styles with these three variations available: Contoured, Flat, V-Groove.



## VINYL PATIO DOOR COLORS



## UPGRADE TO A PAINTED EXTERIOR



**OPTIONAL FOOTLOCK** provides additional security at the base of the door.

**OPTIONAL DECORATIVE FINISHES:** Aged, Bronze, Antique Brass, Satin Nickel, Bright Brass

**INTERNAL BLINDS** are made from sturdy aluminum and housed between the panes of glass. These blinds are custom fit to the exact dimensions of each door and can be lifted or tilted to allow in certain amounts of light and maintain privacy. Say goodbye to dusty blinds that can get tangled up and ask about internal blind options for your glass patio doors.

**SIGNATURE HARDWARE** with Multi-Point Mortise comes standard with all Endure sliding glass patio doors and are available in four finishes - White, Beige, Sandstone, or Black. Upgrade to Keylock to allow for single key entry or upgrade to one of these four decorative finishes - Aged Bronze, Antique Brass, Satin Nickel, or Bright Brass.

# PREMIUM ENTRY DOORS

FROM ZEN WINDOWS



## EMBARQ®

### FIBERGLASS DOORS

The Door, Reinvented – The Embarq® Fiberglass Door line from ProVia® sets the standard for energy efficient exterior doors. With uncompromising durability and performance, these fiberglass doors are 43% thicker providing more insulation. Featuring a luxurious wood-look finish, Embarq® energy-efficient exterior doors are available in several popular woodgrain styles made possible through the use of cutting-edge finishing technology that delivers their authentic wood-like appearance.



## SIGNET®

### FIBERGLASS DOORS

The Look Of Wood, The Durability Of Fiberglass – Signet pre-hung exterior fiberglass doors offer the most customization options of ProVia®'s entry door brands, including many door panel styles, glass options and woodgrain or smooth finishes in a variety of stain, glaze or paint colors. With Signet fiberglass entry doors, you can be as creative as you like in designing the door of your dreams.



## HERITAGE™

### FIBERGLASS DOORS

Value Meets Style And Security — Heritage fiberglass doors offer a great solution for homeowners seeking to maximize energy performance and longevity with an entry door that also enhances the beauty of your home.



## LEGACY™

### STEEL DOORS

Beautiful And Secure — Not only do these steel exterior doors provide security, long-term durability and energy efficiency, they also enhance the curb appeal of your home, with many beautiful door styles and options for an attractive woodgrain texture or smooth steel in various stains and paint colors.

## LUXURIOUS WOODGRAIN TEXTURES

made possible using cutting-edge embossing technology resulting in long-term durability and a beautiful finish.



## Z-AC™ THRESHOLD

has a riser that auto-adjusts and a built in sealing system that redefines performance and delivers nonstop protection against air and water infiltration. Available for Embarq®, Signet®, and Legacy™ door styles.



**DUST BOX** within the deadbolt strike provides a barrier to air infiltration while maintaining a beautiful finished appearance.



## LOOKING FOR STORM DOORS?

We also offer a line of high quality storm doors from ProVia® that are individually customized to the highest standards in the residential market for homeowners who appreciate impeccable and uncompromising quality. Be sure to ask your Zen Windows dealer for more details about these storm door options.



# FIBERGLASS & STEEL DOORS

FEATURES AND PRODUCT OPTIONS

**ALL FIBERGLASS DOORS** are available in a wide range of door and sidelite styles, with or without glass, for options that complement every type of home architecture.

**FRAMESAVER® WOOD FRAME AND BRICKMOLD** with finger-jointed composite bottom prevents water absorption and carries a Lifetime Limited Warranty when used with PVC vinyl coated aluminum frame cladding outside.

**FUSIONFRAME™** is a one-of-a-kind alternative to composite or wood jambs. This Endura® component combines the strength of an LVL interior, the rot-proof performance of a FrameSaver® bottom, and the durability of a composite frame exterior.

**PERMATECH™ COMPOSITE DOOR FRAME SYSTEM OPTION** combines all the strength and convenience of wood with enhanced properties that make it moisture and insect resistant. PermaTech will not absorb or wick moisture and will never rot or splinter.

**STEEL L-FRAME** is an optional 18-gauge steel L-frame with a 12-gauge hinge plate welded on for extra strength and security. Available on select Signet and Legacy door styles.

Zen Windows also offers countless ways to customize your entry doors to create the best fit for your home. Be sure to ask your local dealer for the best options for you.

**DECORATIVE GLASS** is assembled by highly trained craftsmen to create a variety of unique glass options that add personality and style to your home.



## PAINT FINISHES FOR EMBARQ®, SIGNET®, HERITAGE™, AND LEGACY™


Choose from one of our standard paint colors below or use custom paint colors through Sherwin Williams for a custom finish to give your house a distinct look.



## STAIN FINISHES FOR EMBARQ® AND SIGNET® DOORS



## STAIN FINISHES FOR HERITAGE™ AND LEGACY™ DOORS



## GLAZED FINISHES FOR EMBARQ® AND SIGNET® DOORS





# 5 GOLDEN RULES FOR PURCHASING REPLACEMENT WINDOWS



## RULE #1

### **NEVER GIVE A DOWN**

**PAYMENT—EVER!** Any company that knows what they are doing NEVER asks a consumer to prepay for services not rendered.

## RULE #2

### **ONLY DEAL WITH A COMPANY THAT HAS AN IMPECCABLE REPUTATION.**

Straight 'A' ratings and 5-star reviews on major review sites speak volumes about a company. Salespeople will tell you what you want to hear. Consumers will tell you what you need to hear.

## RULE #3

**QUALITY IS EVERYTHING.** You are hiring a company to perform significant work within your home. Do it once and use only the best products and installers.

## RULE #4

### **ALWAYS ENSURE YOU HAVE ACCESS TO THE OWNER OF A COMPANY.**

They will be there as long as the company exists and will care the most about you. They have everything to lose if it is not done right.

## RULE #5

**ENJOY THE PROCESS.** Don't let anyone bully you into a decision. Any high-end brand lets you enjoy the experience on YOUR terms.

**Z**en Windows was founded by Daniel Wolt in 1998. After spending more than a decade in the window industry, Mr. Wolt found that it had become a broken model and set out to reverse that by opening a company that would treat its clients like family.

His first step was to align himself with only the best window manufacturers with impeccable reputations and solid, time-tested products. From there, he hired only the best people in the trade, from customer care concierges to expert window technicians. He then created a company culture in which every employee was trained to adopt a “customer first” ethos.

Realizing that most customers had encountered previous dealings with contractors who did not meet their expectations, Mr. Wolt implemented a NO MONEY DOWN policy, ensuring his clients total satisfaction upon completion of their project before any money was to be paid to Zen Windows.

Lastly, the Zen Windows model completely did away with the in-home sales presentation. Zen clients are delighted to be able to shop online, on their time, with no high-pressure sales.

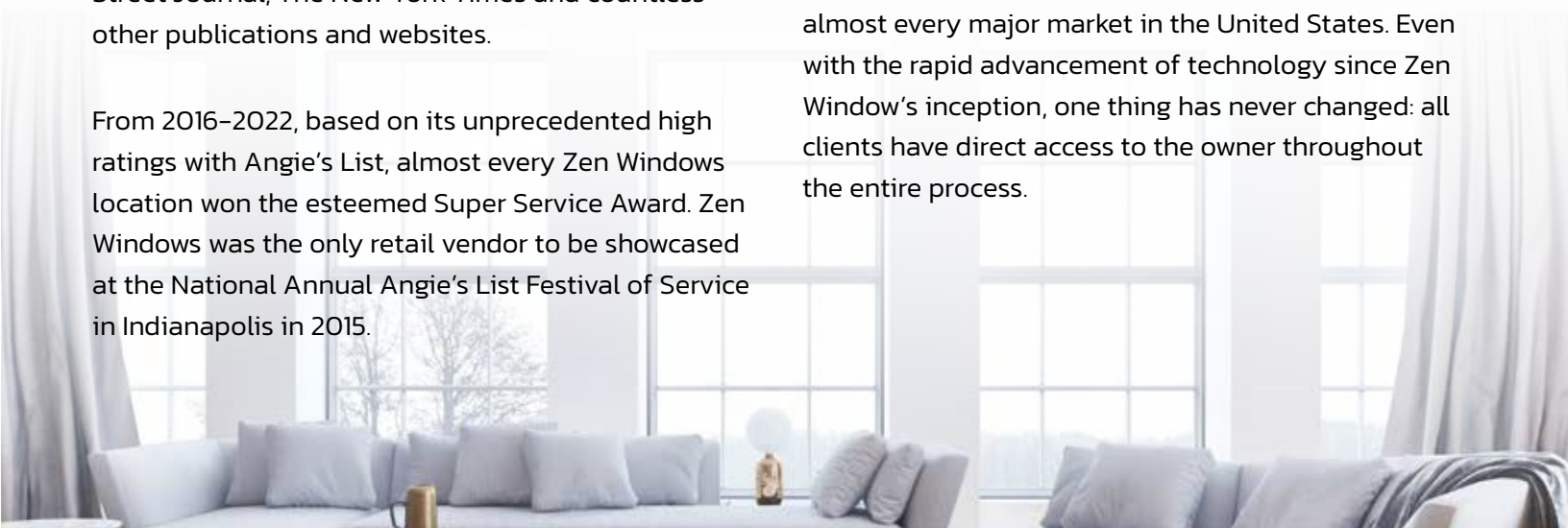
The new model has been a smashing success. In its first few years, Zen Windows was praised by The Wall Street Journal, The New York Times and countless other publications and websites.

From 2016–2022, based on its unprecedented high ratings with Angie’s List, almost every Zen Windows location won the esteemed Super Service Award. Zen Windows was the only retail vendor to be showcased at the National Annual Angie’s List Festival of Service in Indianapolis in 2015.


In 2012, Zen Windows was named a “2012 Remodeling Magazine BIG 50 Award Winner” for its remarkable industry impact. Zen Windows was the only window company, selected out of 685,000 contractors nationally, to be so recognized. Then, in 2015, the mayor of Columbus, Ohio elected Mr. Wolt, to the very prestigious Board of Review of General/Home Improvement Contractors. This organization determines which contractors should receive licenses to perform services in Columbus, as well as approves permits and arbitrates disputes between property owners and contractors.

In January of 2020, Kyle Derstler joined the company as co-owner and CEO of Zen Windows. With the combination of his master’s degree in Business and Accounting, as well as his years of running tremendously successful Zen Windows locations, Mr. Derstler was the perfect fit to continue to grow Zen Windows as a National Brand. As CEO, he is responsible for building on the company’s values and past successes as Zen Windows continues its rapid growth nationwide.

Zen Windows continues to grow nationally to service almost every major market in the United States. Even with the rapid advancement of technology since Zen Window’s inception, one thing has never changed: all clients have direct access to the owner throughout the entire process.



# CURRENT LOCATIONS



Atlanta  
Austin  
Boston  
Central Pennsylvania  
Charlotte  
Cleveland  
Colorado Springs  
Columbus, Ohio  
Columbus, Georgia  
Dallas  
Denver  
Des Moines  
Greensboro/Winston-Salem  
Kansas City  
Milwaukee  
Nashville  
Omaha  
Philadelphia  
Pittsburgh  
Portland  
St. Louis  
Twin Cities  
Washington DC  
West Michigan

**NEVER Allow  
a Window  
Salesperson  
in Your Home**

**(877) 583-0423**

**zenwindows.com**